

## National GT Challenge/P9 Challenge

### Mugello Racing Weekend

#### 1 Turno Prove Ufficiali

### Provisional Classification

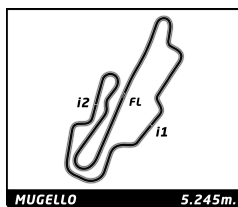
No Drivers	Team	Car	Cl.	Time	Lap Total	Gap	Kph
1 68 P. ALESSI / F. DANOVA	SF SQUADRA CORSE SRLS	Lamborghini Huracan ST EVO2	GT CUP 1	<b>1:47.858</b>	5 5	- -	175.1
2 6 G. TORELLI / D. GAGGIANESI	Rangoni Corse	Lamborghini Huracan ST	GT CUP 1	<b>1:48.046</b>	6 6	+0.188 +0.188	174.8
3 57 A. BRIGATTI / S. CONTI	LEMA RACING	Lamborghini Huracan ST EVO2	GT CUP1	<b>1:51.136</b>	4 5	+3.278 +3.090	169.9
4 11 R. MASSARO / M. MENEGHIN	SCUDERIA EMME	Ferrari 488 Challenge EVO	GT CUP 2	<b>1:51.934</b>	2 2	+4.076 +0.798	168.7
5 604 J. ALZEN / T. SCHEIBNER	HR Spezialfedern GmbH & Co KG	BMW M4 GT3	6	<b>1:52.085</b>	2 4	+4.227 +0.151	168.5
6 18 M. PITORRI / G. SIMONELLI	BEST LAP	Ferrari 488 GT3	GT3	<b>1:52.388</b>	6 6	+4.530 +0.303	168.0
7 7 A. FULGORI / D. PAOLETTI	TRACK AND GO	Porsche 992 GT3 CUP	GT CUP 2	<b>1:52.675</b>	6 6	+4.817 +0.287	167.6
8 157 G. MARINARO / A. PALAZZO	BEST LAP	Ferrari 488 Challenge EVO	GT CUP 2	<b>1:53.215</b>	4 5	+5.357 +0.540	166.8
9 90 A. AMBROSIO / P. PASTORE	SCUDERIA VESUVIO	Lamborghini Huracan GT3	GT3	<b>1:53.226</b>	4 5	+5.368 +0.011	166.8
10 607 J. BENDER	JB racing TEAM	CHEVROLET C7 GT3 Corvette	6	<b>1:53.579</b>	6 6	+5.721 +0.353	166.2
11 151 L. FERRARI / L. MEGNA	FORMULA RACING	Ferrari 488 Challenge EVO	GT CUP 2	<b>1:53.593</b>	5 5	+5.735 +0.014	166.2
12 43 R. ROMAGNOLI / E. MARCHETTI	BEST LAP	Ferrari 488 Challenge EVO	GT CUP 2	<b>1:53.676</b>	5 5	+5.818 +0.083	166.1
13 27 M. GIRAUDI / G. GIRAUDI	GRT MOTORSPORT	Ferrari 488 Challenge EVO	GT CUP 2	<b>1:53.928</b>	6 6	+6.070 +0.252	165.7
14 30 D. RODA	GRT MOTORSPORT	Ferrari 488 CHALLENGE EVO	GT CUP 2	<b>1:54.665</b>	2 4	+6.807 +0.737	164.7
15 15 D. GOLIA / G. DE CUNTIS	BEST LAP	Ferrari 488 Challenge EVO	GT CUP 2	<b>1:54.791</b>	5 5	+6.933 +0.126	164.5
16 23 T. PETERSEN	FORMULA RACING	Ferrari 488 Challenge EVO	GT CUP 2	<b>1:54.906</b>	6 6	+7.048 +0.115	164.3
17 28 F. FRANGIONI / E. CASAZZA	TEAM CARS RACING	Porsche 911 GT3 CUP	GT CUP 2	<b>1:55.166</b>	6 6	+7.308 +0.260	164.0
18 24 M. MARULLA / G. GIRAUDI	RC MOTORSPORT	Ferrari 488 Challenge EVO	GT CUP 2	<b>1:56.240</b>	6 6	+8.382 +1.074	162.4
19 50 H. LEE	FORMULA RACING	Ferrari 488 Challenge EVO	GT CUP 2	<b>1:56.245</b>	5 6	+8.387 +0.005	162.4
20 5 S. MAESTRI / A. RODIO	BEST LAP	Ferrari 488 Challenge EVO	GT CUP 2	<b>1:56.385</b>	3 5	+8.527 +0.140	162.2
21 411 M. SUSSENGUTH	TEAM Sussenguth	PORSHIE 991 GT3 CUP GEN II	4b	<b>1:56.850</b>	4 4	+8.992 +0.465	161.6
22 12 F. FEDE	TEAM CARS RACING	992 GT3 CUP	GT CUP 2	<b>1:56.907</b>	3 6	+9.049 +0.057	161.5
23 25 B. PINAR / N. RISITANO	SEVEN HILLS MOTORSPORT	Ferrari 488 Challenge EVO	GT CUP 2	<b>1:56.983</b>	5 5	+9.125 +0.076	161.4
24 204 J. JANSEN	Spirit Race Team	AUDI R8 GT4	2b	<b>1:58.088</b>	3 3	+10.230 +1.105	159.9
25 91 M. MAGLIOCCOLA / B. STRIGNANO	SCUDERIA VESUVIO	Lamborghini Huracan GT3	GT3	<b>2:01.177</b>	6 6	+13.319 +3.089	155.8
26 10 M. JOCHER / S. JOCHER	TEAM JOCHER	BENTLEY Continental GT3	GTX	<b>2:01.380</b>	4 4	+13.522 +0.203	155.6
27 42 M. SQUILLACI / E. ROMANI	TEAM CARS RACING	Porsche 992 GT3 CUP	GT CUP 2	<b>2:03.928</b>	4 5	+16.070 +2.548	152.4
28 202 M. WIEZORREK	Spirit Race Team	BMW M4 GT4 F82	2b	<b>2:04.074</b>	4 5	+16.216 +0.146	152.2
29 507 A. LIENAU	Team Lienau	ASTON MARTIN V12 GT3	5	<b>2:04.122</b>	4 5	+16.264 +0.048	152.1
30 33 E. ROCCHI / . ARAMIS	SR&R SRL	Ferrari 488 CHALLENGE EVO	GT CUP 3	<b>2:11.433</b>	5 5	+23.575 +7.311	143.7
31 9 A. REVELLO	TEAM CARS RACING	Porsche Carrera GT3	GT CUP 2	<b>2:12.748</b>	5 5	+24.890 +1.315	142.2
32 510 S. JOCHER / M. JOCHER	Jocher Racing Team	BENTLEY Continental GT3	5				

**Fastest Lap:** Lap 5 | Pietro ALESSI | 1:47.858 | 175.1 Kph

Published at: .....

Track Status: **DRY**

<b>Direttore di Gara:</b> CANU Antonio Lic. 52925	<b>Il DS Cronometraggio</b> INNOCENTI Chiara Lic. 523246
---	--



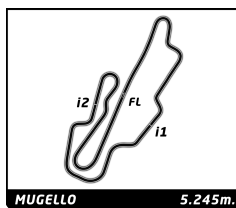
## National GT Challenge/P9 Challenge

### Mugello Racing Weekend

#### 1 Turno Prove Ufficiali

#### Best Sector Times

Sector 1			Sector 2			Sector 3			No Team	Class	Ideal Lap	Best Lap
No Driver	Time	No Driver	Time	No Driver	Time	No Driver	Time					
1	68 P.ALESSI	36.626	68 P.ALESSI	33.286	68 P.ALESSI	37.680	1	68 SF SQUADRA CORSE SRLS	GT CUP 1	1:47.592	1:47.858 (1)	
2	6 G.TORELLI	36.700	6 G.TORELLI	33.443	6 G.TORELLI	37.814	2	6 Rangoni Corse	GT CUP 1	1:47.957	1:48.046 (2)	
3	57 A.BRIGATTI	37.557	57 A.BRIGATTI	34.160	604 J.ALZEN	38.547	3	57 LEMA RACING	GT CUP1	1:50.890	1:51.136 (3)	
4	604 J.ALZEN	37.674	10 M.JOCHER	34.356	11 R.MASSARO	38.933	4	7 TRACK AND GO	GT CUP 2	1:51.593	1:52.675 (7)	
5	90 A.AMBROSIO	37.902	7 A.FULGORI	34.654	7 A.FULGORI	38.984	5	604 HR Spezialfedern GmbH & Co KG	6	1:51.925	1:52.085 (5)	
6	7 A.FULGORI	37.955	18 M.PITORRI	34.814	18 M.PITORRI	39.086	6	11 SCUDERIA EMME	GT CUP 2	1:51.934	1:51.934 (4)	
7	11 R.MASSARO	37.994	11 R.MASSARO	35.007	57 A.BRIGATTI	39.173	7	18 BEST LAP	GT3	1:52.316	1:52.388 (6)	
8	607 J.BENDER	38.255	157 G.MARINARO	35.137	151 L.FERRARI	39.330	8	90 SCUDERIA VESUVIO	GT3	1:52.818	1:53.226 (9)	
9	18 M.PITORRI	38.416	90 A.AMBROSIO	35.179	157 G.MARINARO	39.519	9	157 BEST LAP	GT CUP 2	1:53.101	1:53.215 (8)	
10	157 G.MARINARO	38.445	607 J.BENDER	35.260	27 M.GIRAUDI	39.547	10	607 JB racing TEAM	6	1:53.247	1:53.579 (10)	
11	151 L.FERRARI	38.445	30 D.RODA	35.447	43 R.ROMAGNOLI	39.652	11	151 FORMULA RACING	GT CUP 2	1:53.267	1:53.593 (11)	
12	43 R.ROMAGNOLI	38.484	27 M.GIRAUDI	35.447	28 F.FRANGIONI	39.680	12	10 TEAM JOCHER	GTX	1:53.395	2:01.380 (26)	
13	30 D.RODA	38.720	43 R.ROMAGNOLI	35.468	607 J.BENDER	39.732	13	43 BEST LAP	GT CUP 2	1:53.604	1:53.676 (12)	
14	27 M.GIRAUDI	38.867	151 L.FERRARI	35.492	90 A.AMBROSIO	39.737	14	27 GRT MOTORSPORT	GT CUP 2	1:53.861	1:53.928 (13)	
15	23 T.PETERSEN	38.943	604 J.ALZEN	35.704	15 D.GOLIA	39.821	15	30 GRT MOTORSPORT	GT CUP 2	1:54.000	1:54.665 (14)	
16	10 M.JOCHER	38.951	5 S.MAESTRI	35.748	30 D.RODA	39.833	16	23 FORMULA RACING	GT CUP 2	1:54.764	1:54.906 (16)	
17	50 H.LEE	38.986	23 T.PETERSEN	35.837	23 T.PETERSEN	39.984	17	15 BEST LAP	GT CUP 2	1:54.791	1:54.791 (15)	
18	15 D.GOLIA	39.035	15 D.GOLIA	35.935	10 M.JOCHER	40.088	18	28 TEAM CARS RACING	GT CUP 2	1:55.166	1:55.166 (17)	
19	5 S.MAESTRI	39.308	28 F.FRANGIONI	35.938	25 B.PINAR	40.217	19	5 BEST LAP	GT CUP 2	1:55.277	1:56.385 (20)	
20	24 M.MARULLA	39.498	50 H.LEE	36.271	5 S.MAESTRI	40.221	20	50 FORMULA RACING	GT CUP 2	1:55.795	1:56.245 (19)	
21	28 F.FRANGIONI	39.548	12 F.FEDE	36.305	24 M.MARULLA	40.330	21	24 RC MOTORSPORT	GT CUP 2	1:56.134	1:56.240 (18)	
22	411 M.SUSSENGUTH	39.733	24 M.MARULLA	36.306	12 F.FEDE	40.368	22	12 TEAM CARS RACING	GT CUP 2	1:56.435	1:56.907 (22)	
23	12 F.FEDE	39.762	411 M.SUSSENGUTH	36.500	50 H.LEE	40.538	23	411 TEAM Sussenguth	4b	1:56.850	1:56.850 (21)	
24	204 J.JANSEN	39.893	204 J.JANSEN	36.621	411 M.SUSSENGUTH	40.617	24	25 SEVEN HILLS MOTORSPORT	GT CUP 2	1:56.983	1:56.983 (23)	
25	25 B.PINAR	40.113	25 B.PINAR	36.653	204 J.JANSEN	41.162	25	204 Spirit Race Team	2b	1:57.676	1:58.088 (24)	
26	91 M.MAGLIOCCOLA	40.408	91 M.MAGLIOCCOLA	37.928	91 M.MAGLIOCCOLA	42.044	26	91 SCUDERIA VESUVIO	GT3	2:00.380	2:01.177 (25)	
27	507 A.LIENAU	41.591	202 M.WIEZORREK	38.455	42 M.SQUILLACI	42.233	27	202 Spirit Race Team	2b	2:03.257	2:04.074 (28)	
28	202 M.WIEZORREK	41.734	507 A.LIENAU	39.436	507 A.LIENAU	42.891	28	507 Team Lienau	5	2:03.918	2:04.122 (29)	
29	42 M.SQUILLACI	41.912	42 M.SQUILLACI	39.783	202 M.WIEZORREK	43.068	29	42 TEAM CARS RACING	GT CUP 2	2:03.928	2:03.928 (27)	
30	33 E.ROCCHI	44.778	33 E.ROCCHI	41.445	33 E.ROCCHI	45.005	30	33 SR&R SRL	GT CUP 3	2:11.228	2:11.433 (30)	
31	9 A.REVELLO	44.942	9 A.REVELLO	42.313	9 A.REVELLO	45.216	31	9 TEAM CARS RACING	GT CUP 2	2:12.471	2:12.748 (31)	



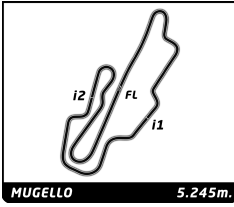
## National GT Challenge/P9 Challenge

### Mugello Racing Weekend

#### 1 Turno Prove Ufficiali

#### Best Top Speed

Team	Car	Class	Top Speed	Top 1 Kph Lap	Top 2 Kph Lap	Top 3 Kph Lap	Top 4 Kph Lap	Top 5 Kph Lap	Avg					
604 HR Spezialfedem GmbH & Co KG	BMW M4 GT3	6	<b>J. ALZEN</b>	289.9	4	288.4	3	286.9	2	156.7	1	255,5		
68 SF SQUADRA CORSE SRLS	Lamborghini Huracan ST EVO2	GT CUP 1	<b>P. ALESSI</b>	280.9	4	280.2	2	280.2	3	280.2	5	157.1	1	255,7
6 Rangoni Corse	Lamborghini Huracan ST	GT CUP 1	<b>G. TORELLI</b>	276.6	4	276.6	6	275.9	5	275.2	3	270.4	2	274,9
607 JB racing TEAM	CHEVROLET C7 GT3 Corvette	6	<b>J. BENDER</b>	275.2	3	274.5	5	273.2	2	272.5	6	250.5	4	269,2
90 SCUDERIA VESUVIO	Lamborghini Huracan GT3	GT3	<b>A. AMBROSIO</b>	273.2	2	272.5	3	272.5	5	271.8	4	117.3	1	241,5
5 BEST LAP	Ferrari 488 Challenge EVO	GT CUP 2	<b>S. MAESTRI</b>	270.4	4	267.1	3	265.2	5	262.6	2	149.5	1	243,0
151 FORMULA RACING	Ferrari 488 Challenge EVO	GT CUP 2	<b>L. FERRARI</b>	270.4	4	269.8	3	265.2	5	264.5	2	163.0	1	246,6
43 BEST LAP	Ferrari 488 Challenge EVO	GT CUP 2	<b>R. ROMAGNOLI</b>	268.4	4	267.1	3	267.1	5	266.5	2	173.4	1	248,5
157 BEST LAP	Ferrari 488 Challenge EVO	GT CUP 2	<b>G. MARINARO</b>	268.4	3	267.8	5	267.1	4	266.5	2	158.0	1	245,6
57 LEMA RACING	Lamborghini Huracan ST EVO2	GT CUP1	<b>A. BRIGATTI</b>	267.1	5	264.5	3	263.9	4	262.6	2	130.2	1	237,7
15 BEST LAP	Ferrari 488 Challenge EVO	GT CUP 2	<b>D. GOLIA</b>	267.1	3	266.5	4	264.5	5	262.6	2	94.0	1	230,9
50 FORMULA RACING	Ferrari 488 Challenge EVO	GT CUP 2	<b>H. LEE</b>	267.1	4	266.5	6	263.9	2	263.9	5	262.6	3	264,8
9 TEAM CARS RACING	Porsche Carrera GT3	GT CUP 2	<b>A. REVELLO</b>	265.8	4	265.8	5	264.5	3	246.5	2	99.2	1	228,4
11 SCUDERIA EMME	Ferrari 488 Challenge EVO	GT CUP 2	<b>R. MASSARO</b>	265.8	2	111.1	1							188,5
411 TEAM Sussenguth	PORSHE 991 GT3 CUP GEN II	4b	<b>M. SUSSENGUTH</b>	265.2	3	263.2	4	219.2	2	91.1	1			209,7
23 FORMULA RACING	Ferrari 488 Challenge EVO	GT CUP 2	<b>T. PETERSEN</b>	265.2	3	262.6	4	262.6	6	258.9	5	251.1	2	260,1
30 GRT MOTORSPORT	Ferrari 458 CHALLENGE EVO	GT CUP 2	<b>D. RODA</b>	265.2	3	263.2	2	263.2	4	142.1	1			233,4
27 GRT MOTORSPORT	Ferrari 488 Challenge EVO	GT CUP 2	<b>M. GIRAUDI</b>	264.5	6	263.9	3	263.2	5	262.6	4	261.3	2	263,1
25 SEVEN HILLS MOTORSPORT	Ferrari 488 Challenge EVO	GT CUP 2	<b>B. PINAR</b>	263.9	4	261.3	2	260.1	3	259.5	5	107.3	1	230,4
507 Team Lienau	ASTON MARTIN V12 GT3	5	<b>A. LIENAU</b>	263.2	5	262.6	4	249.9	2	227.0	3	83.0	1	217,1
7 TRACK AND GO	Porsche 992 GT3 CUP	GT CUP 2	<b>A. FULGORI</b>	263.2	5	262.6	3	262.6	4	261.3	2	261.3	6	262,2
18 BEST LAP	Ferrari 488 GT3	GT3	<b>M. PITORRI</b>	263.2	5	262.6	3	262.0	6	260.7	2	260.1	4	261,7
10 TEAM JOCHER	BENTLEY Continental GT3	GTX	<b>M. JOCHER</b>	262.0	2	260.7	3	185.8	4	126.7	1			208,8
24 RC MOTORSPORT	Ferrari 488 Challenge EVO	GT CUP 2	<b>M. MARULLA</b>	262.0	3	262.0	6	261.3	4	261.3	5	260.7	2	261,5
28 TEAM CARS RACING	Porsche 911 GT3 CUP	GT CUP 2	<b>F. FRANGIONI</b>	262.0	4	261.3	5	261.3	6	260.7	3	220.1	2	253,1
91 SCUDERIA VESUVIO	Lamborghini Huracan GT3	GT3	<b>M. MAGLIOCOCCA</b>	262.0	6	261.3	4	259.5	2	257.0	5	255.2	3	259,0
12 TEAM CARS RACING	992 GT3 CUP	GT CUP 2	<b>F. FEDE</b>	260.7	5	259.5	6	257.6	3	252.8	2	213.6	4	248,8
42 TEAM CARS RACING	Porsche 992 GT3 CUP	GT CUP 2	<b>M. SQUILLACI</b>	260.1	4	259.5	5	258.9	3	257.0	2	99.8	1	227,1
204 Spirit Race Team	AUDI R8 GT4	2b	<b>J. JANSEN</b>	252.8	2	252.3	3	120.1	1					208,4
33 SR&R SRL	Ferrari 458 CHALLENGE EVO	GT CUP 3	<b>E. ROCCHI</b>	241.6	5	240.5	3	236.3	4	232.8	2	103.1	1	210,9
202 Spirit Race Team	BMW M4 GT4 F82	2b	<b>M. WIEZORREK</b>	237.9	4	236.9	5	234.3	2	234.3	3	131.0	1	214,9
510 Jocher Racing Team	BENTLEY Continental GT3	5												



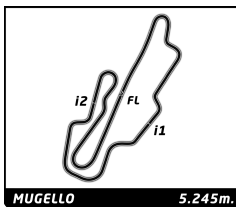
## National GT Challenge/P9 Challenge

### Mugello Racing Weekend

#### 1 Turno Prove Ufficiali

#### Fastest Lap Sequence

Elapsed	No Team	Car	Class	Driver	Time	Kph	Lap
4:16.146	30 GRT MOTORSPORT	Ferrari 458 CHALLENGE EVO	GT CUP 2	<b>Davide RODA</b>	<b>1:54.665</b>	164.7	2
4:20.209	604 HR Spezialfedem GmbH & Co KG	BMW M4 GT3	6	<b>Jurgen ALZEN</b>	<b>1:52.085</b>	168.5	2
5:59.916	11 SCUDERIA EMME	Ferrari 488 Challenge EVO	GT CUP 2	<b>Rodolfo MASSARO</b>	<b>1:51.934</b>	168.7	2
6:42.413	6 Rangoni Corse	Lamborghini Huracan ST	GT CUP 1	<b>Gabriele TORELLI</b>	<b>1:49.017</b>	173.2	3
7:17.952	68 SF SQUADRA CORSE SRLS	Lamborghini Huracan ST EVO2	GT CUP 1	<b>Pietro ALESSI</b>	<b>1:48.074</b>	174.7	3
10:59.097	68 SF SQUADRA CORSE SRLS	Lamborghini Huracan ST EVO2	GT CUP 1	<b>Pietro ALESSI</b>	<b>1:47.858</b>	175.1	5



# National GT Challenge/P9 Challenge

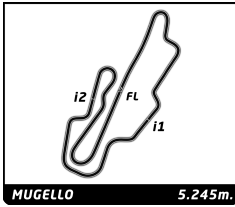
## Mugello Racing Weekend

### 1 Turno Prove Ufficiali

## Sector Analysis

— Invalidated Lap    ■ Personal Best    ■ Session Best    B Crossing the pit lane

Lap	D	Time	Sector 1	Sector 2	Sector 3	T.Spd	Elapsed	Lap	D	Time	Sector 1	Sector 2	Sector 3	T.Spd	Elapsed
<b>5</b>	<b>BEST LAP</b> Ferrari 488 Challenge EVO 1.Stefano MAESTRI GT CUP 2 2.Alberto RODIO							1	1	3:06.092	1:35.594	45.353	45.145	106.7	3:06.092
	2	1	2:02.240	42.149	38.432	41.659	252.8	5:08.332							
	3	1	<b>1:56.907</b>	40.234	<b>36.305</b>	<b>40.368</b>	257.6	7:05.239							
	4	1	2:07.408	47.879	38.837	40.692	213.6	9:12.647							
	5	1	1:58.242	40.093	37.112	41.037	260.7	11:10.889							
	6	1	1:57.464	<b>39.762</b>	36.938	40.764	259.5	13:08.353							
<b>6</b>	<b>Rangoni Corse</b> Lamborghini Huracan ST 1.Gabriele TORELLI GT CUP 1 2.Davide GAGGIANESI							1	1	4:15.033	2:46.616	43.632	44.785	94.0	4:15.033
	2	1	2:00.542	40.655	37.479	42.408	262.6	6:15.575							
	3	1	1:59.592	39.960	38.389	41.243	267.1	8:15.167							
	4	1	1:58.870	41.452	36.334	41.084	266.5	10:14.037							
	5	1	<b>1:54.791</b>	<b>39.035</b>	<b>35.935</b>	<b>39.821</b>	264.5	12:08.828							
	6	1	1:49.017	37.037	33.682	38.298	275.2	6:42.413							
<b>7</b>	<b>TRACK AND GO</b> Porsche 992 GT3 CUP 1.Alberto Jr. FULGORI GT CUP 2 2.Daniilo PAOLETTI							1	1	4:11.301	2:46.847	43.135	41.319	150.8	4:11.301
	2	1	1:54.067	38.598	35.657	39.812	260.7	6:05.368							
	3	1	1:59.208	39.809	38.768	40.631	262.6	8:04.576							
	4	1	2:05.708	39.618	41.565	44.525	260.1	10:10.284							
	5	1	1:53.289	38.731	35.472	<b>39.086</b>	263.2	12:03.573							
	6	1	<b>1:52.388</b>	<b>38.416</b>	<b>34.814</b>	39.158	262.0	13:55.961							
<b>9</b>	<b>TEAM CARS RACING</b> Porsche Carrera GT3 1.Alessandro REVELLO GT CUP 2							1	1	1:58.927	39.775	36.329	42.823	251.1	4:30.564
	2	1	2:24.282	50.921	45.367	47.994	246.5	5:56.858							
	3	1	2:20.013	47.609	44.810	47.594	264.5	8:16.871							
	4	1	2:13.045	45.516	<b>42.313</b>	<b>45.216</b>	265.8	10:29.916							
	5	1	<b>2:12.748</b>	<b>44.942</b>	42.516	45.290	265.8	12:42.664							
	6	1	1:52.675	<b>37.955</b>	35.736	<b>38.984</b>	261.3	12:02.292							
<b>10</b>	<b>TEAM JOCHER</b> BENTLEY Continental GT3 1.Matthias JOCHER GTX 2.Stephan JOCHER							1	1	3:54.449	2:19.783	43.609	51.057	105.9	3:54.449
	2	1	2:07.884	41.948	42.113	43.823	260.7	6:02.333							
	3	1	2:00.000	40.416	37.722	41.862	262.0	8:02.333							
	4	1	1:57.171	39.579	36.769	40.823	261.3	9:59.504							
	5	1	1:56.359	39.614	<b>36.306</b>	40.439	261.3	11:55.863							
	6	1	<b>1:56.240</b>	<b>39.498</b>	36.412	<b>40.330</b>	262.0	13:52.103							
<b>11</b>	<b>SCUDERIA EMME</b> Ferrari 488 Challenge EVO 1.Rodolfo MASSARO GT CUP 2 2.Maia MENEHIN							1	1	3:52.349	1:58.642	50.342	1:03.365	107.3	3:52.349
	2	1	2:20.101	46.452	46.459	47.190	261.3	6:12.450							
	3	1	1:58.271	40.621	36.996	40.654	260.1	8:10.721							
	4	1	2:09.802	42.121	43.494	44.187	263.9	10:20.523							
	5	1	<b>1:56.983</b>	<b>40.113</b>	<b>36.653</b>	<b>40.217</b>	259.5	12:17.506							
	6	1	2:06.139	<b>38.951</b>	34.458	52.730	260.7	7:53.336							
<b>12</b>	<b>TEAM CARS RACING</b> 992 GT3 CUP 1.Fabrizio FEDE GT CUP 2							1	1	4:07.982	2:23.732	50.929	53.321	111.1	4:07.982
	2	1	<b>1:51.934</b>	<b>37.994</b>	<b>35.007</b>	<b>38.933</b>	265.8	5:59.916							
	3	1	2:06.139	<b>38.951</b>	34.458	52.730	260.7	7:53.336							
	4	1	<b>2:01.380</b>	46.395	34.897	<b>40.088</b>	185.8	9:54.716							
	5	1	3:32.576	1:37.516	56.023	59.037	99.2	3:32.576							
	6	1	1:53.927	38.978	35.514	39.435	261.3	4:25.461							



# National GT Challenge/P9 Challenge

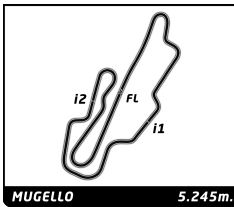
## Mugello Racing Weekend

### 1 Turno Prove Ufficiali

## Sector Analysis

— Invalidated Lap    ■ Personal Best    ■ Session Best    B Crossing the pit lane

Lap	D	Time	Sector 1	Sector 2	Sector 3	T.Spd	Elapsed	Lap	D	Time	Sector 1	Sector 2	Sector 3	T.Spd	Elapsed	
<b>27</b>	<b>GRT MOTORSPORT</b>		Ferrari 488 Challenge EVO													
	1.Michele GIRAUDI		GT CUP 2													
	2.Giovanni GIRAUDI															
	1	1	3:41.756	2:05.861	43.597	52.298	162.3	3:41.756	1	1	2:35.576	1:13.388	39.705	42.483	136.2	2:35.576
	2	1	2:00.050	41.231	38.016	40.803	261.3	5:41.806	2	1	2:10.909	40.229	48.385	42.295	263.9	4:46.485
	3	1	1:56.787	39.601	36.906	40.280	263.9	7:38.593	3	1	1:57.009	39.425	36.477	41.107	262.6	6:43.494
	4	1	1:55.030	39.181	35.930	39.919	262.6	9:33.623	4	1	1:58.288	40.231	36.739	41.318	267.1	8:41.782
5	1	1:54.223	39.107	35.569	39.547	263.2	11:27.846	5	1	1:56.245	39.409	36.271	40.565	263.9	10:38.027	
6	1	1:53.928	38.867	35.447	39.614	264.5	13:21.774	6	1	1:56.311	38.986	36.787	40.538	266.5	12:34.338	
<b>28</b>	<b>TEAM CARS RACING</b>		Porsche 911 GT3 CUP													
	1.Filippo FRANGIONI		GT CUP 2													
	2.Edoardo CASAZZA															
	1	1	3:23.529	1:39.299	54.690	49.540	116.9	3:23.529	1	1	2:36.396	1:16.049	39.574	40.773	130.2	2:36.396
	2	1	2:09.918	45.225	41.444	43.249	220.1	5:33.447	2	1	2:13.282	39.543	53.408	40.331	262.6	4:49.678
	3	1	1:59.271	40.807	37.064	41.400	260.7	7:32.718	3	1	1:52.050	37.589	35.288	39.173	264.5	6:41.728
	4	1	1:57.045	40.129	36.724	40.192	262.0	9:29.763	4	1	1:51.136	37.557	34.160	39.419	263.9	8:32.864
5	1	1:56.492	39.564	36.668	40.260	261.3	11:26.255	5	1	2:03.447	38.650	41.191	43.606	267.1	10:36.311	
6	1	1:55.166	39.548	35.938	39.680	261.3	13:21.421									
<b>30</b>	<b>GRT MOTORSPORT</b>		Ferrari 488 CHALLENGE EVO													
	1.Davide RODA		GT CUP 2													
	1	1	2:21.481	1:02.034	38.321	41.126	142.1	2:21.481								
	2	1	1:54.665	38.728	36.104	39.833	263.2	4:16.146								
	3	1	1:55.091	39.430	35.447	40.214	265.2	6:11.237								
4	1	1:55.128	38.720	36.127	40.281	263.2	8:06.365									
<b>33</b>	<b>SR&amp;R SRL</b>		Ferrari 488 CHALLENGE EVO													
	1.Emilio Gennaro ROCCHI		GT CUP 3													
	2. ARAMIS															
	1	1	3:31.445	1:38.306	56.623	56.516	103.1	3:31.445								
	2	1	2:18.626	46.412	43.844	48.370	232.8	5:50.071								
3	1	2:18.533	44.778	44.151	49.604	240.5	8:08.604									
4	1	2:27.112	47.916	49.582	49.614	236.3	10:35.716									
5	1	2:11.433	44.983	41.445	45.005	241.6	12:47.149									
<b>42</b>	<b>TEAM CARS RACING</b>		Porsche 992 GT3 CUP													
	1.Marco SQUILLACI		GT CUP 2													
	2.Emanuele ROMANI															
	1	1	3:22.327	1:38.614	53.416	50.297	99.8	3:22.327								
	2	1	2:14.614	45.255	44.170	45.189	257.0	5:36.941								
3	1	2:05.650	42.186	40.343	43.121	258.9	7:42.591									
4	1	2:03.928	41.912	39.783	42.233	260.1	9:46.519									
5	1	2:06.305	41.934	41.270	43.101	259.5	11:52.824									
<b>43</b>	<b>BEST LAP</b>		Ferrari 488 Challenge EVO													
	1.Riccardo ROMAGNOLI		GT CUP 2													
	2.Elio MARCHETTI															
	1	1	3:18.471	1:44.004	48.659	45.808	173.4	3:18.471								
	2	1	1:55.752	39.728	36.019	40.005	266.5	5:14.223								
3	1	1:54.694	39.354	35.688	39.652	267.1	7:08.917									
4	1	1:54.419	38.960	35.680	39.779	268.4	9:03.336									
5	1	1:53.676	38.484	35.468	39.724	267.1	10:57.012									
<b>50</b>	<b>FORMULA RACING</b>		Ferrari 488 Challenge EVO													
	1.Hsuan LEE		GT CUP 2													
	1	1	2:35.576	1:13.388	39.705	42.483	136.2	2:35.576								
	2	1	2:10.909	40.229	48.385	42.295	263.9	4:46.485								
	3	1	1:57.009	39.425	36.477	41.107	262.6	6:43.494								
	4	1	1:58.288	40.231	36.739	41.318	267.1	8:41.782								
	5	1	1:56.245	39.409	36.271	40.565	263.9	10:38.027								
6	1	1:56.311	38.986	36.787	40.538	266.5	12:34.338									
<b>57</b>	<b>LEMA RACING</b>		Lamborghini Huracan ST EVO2													
	1.Alessandro BRIGATTI		GT CUP 1													
	2.Simone CONTI															
	1	1	2:36.396	1:16.049	39.574	40.773	130.2	2:36.396								
	2	1	2:13.282	39.543	53.408	40.331	262.6	4:49.678								
3	1	1:52.050	37.589	35.288	39.173	264.5	6:41.728									
4	1	1:51.136	37.557	34.160	39.419	263.9	8:32.864									
5	1	2:03.447	38.650	41.191	43.606	267.1	10:36.311									
<b>68</b>	<b>SF SQUADRA CORSE SRLS</b>		Lamborghini Huracan ST EVO2													
	1.Pietro ALESSI		GT CUP 1													
	2.Federico DANOVA															
	1	1	3:37.431	2:16.692	36.075	44.664	157.1	3:37.431								
	2	1	1:52.447	38.293	34.825	39.329	280.2	5:29.878								
3	1	1:48.074	36.781	33.286	38.007	280.2	7:17.952									
4	1	1:53.287	36.626	34.077	42.584	280.9	9:11.239									
5	1	1:47.858	36.722	33.456	37.680	280.2	10:59.097									
<b>90</b>	<b>SCUDERIA VESUVIO</b>		Lamborghini Huracan GT3													
	1.Angelo AMBROSIO		GT3													
	2.Pasquale PASTORE															
	1	1	3:38.774	2:17.644	37.698	43.432	117.3	3:38.774								
	2	1	1:55.890	39.075	36.178	40.637	273.2	5:34.664								
3	1	1:53.932	38.592	35.179	40.161	272.5	7:28.596									
4	1	1:53.226	37.902	35.463	39.861	271.8	9:21.822									
5	1	1:53.312	38.114	35.461	39.737	272.5	11:15.134									
<b>91</b>	<b>SCUDERIA VESUVIO</b>		Lamborghini Huracan GT3													
	1.Mariano MAGLIOCCOLA		GT3													
	2.Benedetto STRIGNANO															
	1	1	3:51.555	2:20.954	43.528	47.073	113.8	3:51.555								
	2	1	2:07.299	44.148	40.927	42.224	259.5	5:58.854								
	3	1	2:03.872	42.639	38.570	42.663	255.2	8:02.726								
4	1	2:02.285	41.271	38.555	42.459	261.3	10:05.011									
5	1	2:01.339	41.331	37.928	42.080	257.0	12:06.350									
6	1	2:01.177	40.408	38.725	42.044	262.0	14:07.527									
<b>151</b>	<b>FORMULA RACING</b>		Ferrari 488 Challenge EVO													
	1.Luigi FERRARI		GT CUP 2													
	2.Leonardo MEGNA															
	1	1	2:24.948	1:04.374	38.985	41.589	163.0	2:24.948								
	2	1	1:57.117	39.765	36.838	40.514	264.5	4:22.065								
3	1	1:53.923	38.745	35.492	39.686	269.8	6:15.988									
4	1	2:05.570	43.503	42.173	39.894	270.4	8:21.558									
5	1	1:53.593	38.708	35.555	39.330	265.2	10:15.151									



# National GT Challenge/P9 Challenge

## Mugello Racing Weekend

### 1 Turno Prove Ufficiali

## Sector Analysis

— Invalidated Lap    ■ Personal Best    ■ Session Best    B Crossing the pit lane

Lap	D	Time	Sector 1	Sector 2	Sector 3	T.Sp	Elapsed	Lap	D	Time	Sector 1	Sector 2	Sector 3	T.Sp	Elapsed	
<b>157</b>	<b>BEST LAP</b> Ferrari 488 Challenge EVO							3	1	1:54.377	<b>38.255</b>	35.761	40.361	275.2	7:53.354	
	1.Giuseppe MARINARO GT CUP 2							4	1	1:56.738	40.095	36.368	40.275	250.5	9:50.092	
	2.Alessandro PALAZZO							5	1	1:53.789	38.480	35.577	<b>39.732</b>	274.5	11:43.881	
								6	1	<b>1:53.579</b>	38.506	<b>35.260</b>	39.813	272.5	13:37.460	
								1	1	3:14.609	1:40.419	51.905	42.285	158.0	3:14.609	
								2	1	1:56.357	39.779	36.478	40.100	266.5	5:10.966	
								3	1	1:54.430	38.498	35.657	40.275	268.4	7:05.396	
<b>202</b>	<b>Spirit Race Team</b> BMW M4 GT4 F82															
	1.Marc WIEZORREK 2b															
								1	1	4:33.975	2:59.893	44.580	49.502	131.0	4:33.975	
								2	1	2:06.472	43.345	39.245	43.882	234.3	6:40.447	
								3	1	2:06.057	44.204	38.785	<b>43.068</b>	234.3	8:46.504	
								4	1	<b>2:04.074</b>	<b>41.734</b>	<b>38.455</b>	43.885	237.9	10:50.578	
<b>204</b>	<b>Spirit Race Team</b> AUDI R8 GT4															
	1.Julian JANSEN 2b															
								1	1	4:27.640	2:57.544	42.853	47.243	120.1	4:27.640	
								2	1	1:58.388	40.350	36.876	<b>41.162</b>	252.8	6:26.028	
<b>411</b>	<b>TEAM Sussenguth</b> PORSCHE 991 GT3 CUP GEN II															
	1.Manuel SUSSENGUTH 4b															
								1	1	3:34.287	1:42.063	55.947	56.277	91.1	3:34.287	
								2	1	2:20.891	52.176	43.932	44.783	219.2	5:55.178	
								3	1	1:58.075	40.045	37.043	40.987	265.2	7:53.253	
<b>507</b>	<b>Team Lienau</b> ASTON MARTIN V12 GT3															
	1.Alexander LIENAU 5															
								1	1	4:21.574	2:44.252	50.286	47.036	83.0	4:21.574	
								2	1	2:13.467	44.803	43.567	45.097	249.9	6:35.041	
								3	1	2:09.970	43.419	41.982	44.569	227.0	8:45.011	
								4	1	<b>2:04.122</b>	<b>41.591</b>	39.549	42.982	262.6	10:49.133	
<b>604</b>	<b>HR Spezialfedern GmbH &amp; Co KG</b> BMW M4 GT3															
	1.Jurgen ALZEN 6															
	2.Timo SCHEIBNER															
								1	1	2:28.124	1:11.604	37.400	39.120	156.7	2:28.124	
								2	1	<b>1:52.085</b>	<b>37.674</b>	<b>35.704</b>	38.707	286.9	4:20.209	
<b>607</b>	<b>JB racing TEAM</b> CHEVROLET C7 GT3 Corvette															
	1.Jurgen BENDER 6															
								1	1	4:00.801	2:40.847	38.224	41.730	127.2	4:00.801	
							2	1	1:58.176	39.063	37.782	41.331	273.2	5:58.977		